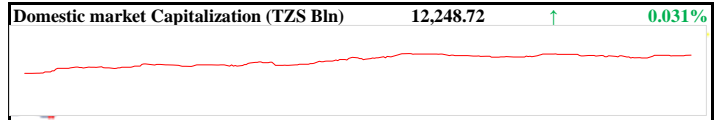
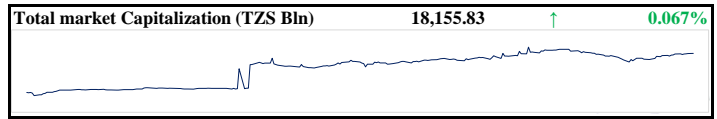
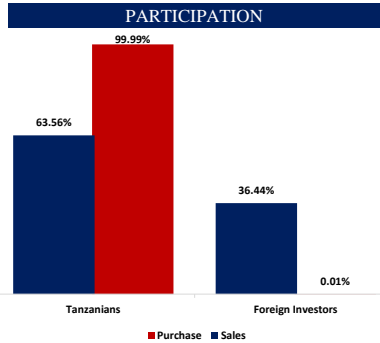


DAILY MARKET REPORT ~ DAR ES SALAAM STOCK EXCHANGE
20-Jan-25

Market turnover ~ TZS Mln	431.34	+112.0%
Volume traded	655,778	
Net Cash Outflow~ TZS Mln	157.14	



Graphs shows movement of capitalization Year to Date



GAINERS & LOSERS	PRICE	%Δ	1M	YTD
Swissport Tanzania Plc	1100	+10.00%	0.00%	0.00%
Mkombozi Commercial B	550	+1.85%	+1.85%	+1.85%

MOVERS	TICKER	PRICE (TZS)	VOLUME	TURNOVER (TZS)	% YTD
CRDB Bank Plc	CRDB	660	614,435	404.7 Mln	-1.49%
National Investment Company Ltd	NICO	660	12,370	8.1 Mln	3.13%
Tanzania Portland Cement Plc	TPCC	3,760	1,550	5.8 Mln	4.44%
Dar es salaam Stock Exchange Plc	DSE	2,380	1,951	4.6 Mln	0.85%
Swissport Tanzania Plc	SWIS	1,100	2,102	2.3 Mln	0.00%

MARKET INDICES	Point	Change (Pts)	%	1M	YTD
DSEI	2,174.18	+1.45	0.067%	+1.61%	1.61%
TSI	4,620.82	+1.45	0.031%	+0.04%	0.04%
Industrial and Allied	5,070.13	0.00	0.000%	+0.50%	0.50%
Banking & Investment	5,754.61	+0.29	0.005%	-0.51%	-0.51%
Commercial services	2,138.48	+4.21	0.197%	0.00%	0.00%

FIXED INCOME MARKET

Transaction Value (TZS Bln)	10.8423	Deals	16
Face Value (TZS Bln)	10.4685		

Issuer	Coupon	Term	Deals	Face value	Turnover	Av.Price	Av.YTM
Government	15.95%	25	2	0.2000	0.2122	106.10%	14.98%
Government	15.49%	20	2	4.8200	5.0480	102.87%	15.01%
Government	15.75%	25	10	5.4340	5.5703	102.17%	15.41%
NMB	9.50%	3	1	0.0025	0.0023	90.00%	15.80%
CRD	10.21%	5	1	0.0120	0.0096	80.00%	17.70%